

THEJUS ENGINEERING COLLEGE, KUNNAMKULAM-680584
BALANCE SHEET AS AT 31ST MARCH 2019

Particulars	Sch.No	Amount	Amount
Sources of funds			
Current Liabilities	1		35,085,871.00
Cheruvathoor Foundation			342,290,120.51
Total Sources Of Funds			377,375,991.51
Application of funds			
Fixed Assets	2		344,486,379.24
Current Assets	3		13,262,530.62
Collge of Architecture			6,499,435.00
Deficit at the Beginning of The Year		178,431.33	
Excess Of Expenditure Over Income		12,949,215.32	13,127,646.65
Total application Of Funds			377,375,991.51

THEJUS ENGINEERING COLLEGE, KUNNAMKULAM-680584
INCOME AND EXPENDITURE ACCOUNT FOR THE YEAR ENDED 31ST MARCH ,2019


Particulars	Sch.no	Amount	Amount
Income			
Direct income	4	127,785,927.10	
Add: Indirect Income	5	2,763,477.50	130,549,404.60
Less: Operating & Administrative Expenses	6		103,035,708.09
			27,513,696.51
Less: Depreciation			40,462,911.83
Excess Of Expenditure Over Income			12,949,215.32

Vide our separate report on even Date

For Thejus Engineering College


Chairman and Mg. Trustee.

For BALARAM & NANDAKUMAR
CHARTERED ACCOUNTANTS


V. K. Nandakumar, B.Sc., F.C.A.
(PARTNER) M.No. 022305, F.R.N. 000346S

Place: Thrissur
Date: 26/11/2019

UIN: 19022305-NAAA 5846

Place: Thrissur
Date: 26/11/2019

THEJUS ENGINEERING COLLEGE, KUNNAMKULAM-680584
Schedules As At 31st March 2019

Schedule - 1 - Current Liabilities

Particulars	Amount	Amount
Sundry Creditors Sch - A		8,963,630.00
<u>Expenses Payables</u>		
Audit Fee Payable	62,951.00	
Electricity Charges Payable(09/04/2019,12/04/2019)	265,831.00	
EPF Contribution - Payable (11/04/2019)	118,544.00	
ESIC Payable (11/04/2019)	48,188.00	
Telephone Charges Payable (12/04/2019)	11,856.00	
Internet Charges Payable(03/04/2019)	1,734.00	
Salary Payable(03/04/2019,04/04/2019)	4,558,649.00	5,067,753.00
TDS Payable (03/04/2019,03/04/2019,27/04/2019,07/05/2019)		200,460.00
Caution Deposit B Tech		10,370,812.00
Caution Deposit M Tech		458,500.00
Hostel Caution Deposit		397,337.00
KTU Exam Fee Payable		2,517,670.00
Remuneration on Exam Duty Payable		25,860.00
Rent Payable		20,000.00
Security Deposit(Faisal) -Canteen		50,000.00
Students Administration Fee Payable		13,000.00
PTA Fund 2017-18		340,000.00
PTA Fund 2018-19		468,000.00
E-Grantz		1,140,290.00
Comprehensive Exam Fee 2018-19		73,000.00
Excess Fee Refundable		185,250.00
Women Empowerment Cell		22,550.00
Other Liabilities		
Alumni Association (TECAA)	933,000.00	
Building Cess	3,838,759.00	4,771,759.00
		35,085,871.00

Schedule - A - Sundry Creditors

Particulars	Amount	Amount
A 2 Z Sanitary Wares & Tiles		409,122.00
ABM Electricals		237,437.00
Asianet Satellite Communications Ltd		126,175.00
Baiju EC -Retention		14,430.00
Brights Enterprises - Retention		76,014.00
Bus Owner Spares		57,142.00
CAP India		2,842.00
Charge		31,600.00
Chittanipara Fuels		7,246.00
College Canteen		10,093.00
D P Equipments Private Limited		8,300.00

For Thejus Engineering College


Chairman and Mg. Trustee



Edakkalathur Fuels	133,254.00
Emmay Fuels	68,460.00
Global Informations Systems Technology Pvt. Ltd	283,073.00
H. M Fuels	1,088,278.00
Increation Design & Contracts Pvt Ltd	3,422,243.00
J N Associates	292,857.00
Job K K	30,870.00
K A Kumaran & Company	88,367.00
KC Offset Printers	1,100.00
Kelukutty & Brothers-Retention	993,714.00
Madhusudhanan - Retention	8,272.00
Mahatma Petroleum Agencies	54,347.00
Modern Tyres	4,700.00
M/s Crystal Fabrications	131,267.00
Retention - Aag India Pvt Ltd	21,390.00
Scientific Enterprises	51,465.00
Signature Consultants	10,447.00
S.M. Paper Mart	35,913.00
Sonnet Creations Pvt Ltd	60,339.00
Spaar Environmental Technologies (P) Ltd	47,200.00
Sree Lakshmi Distributors	243,089.00
S S Enterprises	110,399.00
Synergy Technical Systems	58,500.00
TUV SUD and South Asia Pvt Ltd	22,656.00
Valloor Motors Pvt. Ltd	20,893.00
Varandarapilly Petroleum Services	63,624.00
Veeshine Facility Solutions Pvt Ltd	561,664.00
V T Thomas	17,500.00
Wide Solution	57,348.00
	8,963,630.00

Schedule - 3 - Current Assets

Particulars	Amount	Amount
Sundry Debtors - Schedule B		1,066,529.00
Bank Accounts -Schedule C		7,458,984.59
Deposits -Schedule D		1,637,397.00
Cash-in-hand		236,250.00
HO Cash		5,928.50
Fee Receivables		
Fee Receivable	1,428,950.00	
Hostel Fee Receivable	95,200.00	
Hostel Mess Fee Receivable	370,118.00	1,894,268.00
Prepaid Building Insurance		15,830.00
Prepaid Vehicle Insurance		478,433.00
Prepaid Internet Charges		10,730.00
Prepaid AMC		84,232.00
IT Refund Receivable		373,948.53
		13,262,530.62

For Thejus Engineering College



Chairman and Mg. Trustee.



Schedule - B - Sundry Debtors

Particulars	Amount	Amount
Amrithas Consultancy		10,296.00
Aneesh T K (Accountant)		990,978.00
Varna Creation		355.00
Global Innovative Technologies		64,900.00
		1,066,529.00


Schedule - C - Bank Accounts

Particulars	Amount	Amount
Catholic Syrian Bank Ltd. A/c No.03194696-195001		5,511.00
Mess Committee A/C Federal Bank		7,615.00
SBI- Kunnankulam		496,261.84
SBT -Marathancode(Principal)		361,230.08
The Federal Bank Ltd.AC.No. 9057		6,588,366.67
		7,458,984.59

Schedule - D - Deposits

Particulars	Amount	Amount
Security Deposit - Fuel		465,000.00
BSNL ISDN Depsoit		10,000.00
Internet deposit		1,000.00
Rent deposit		75,000.00
Security deposit- HPCL		6,950.00
Security deposit- KSEB		453,254.00
Security deposit-Vivitha Gas		5,000.00
Security Deposit-Sreevinayaka Gas Agencies		35,000.00
Electricity deposit		586,193.00
		1,637,397.00

For Thejus Engineering College



Chairman and Mg. Trustee.



Schedule - 4 - Direct Incomes

Particulars	Amount	Amount
Tuition Fee 2018		111,078,439.10
Hostel Fees		
Hostel Mess Fee	2,006,805.00	
Hostel Rent	1,507,605.00	3,514,410.00
Bus Fare		8,161,489.00
Other Fees		
Academic Students Activities	384,500.00	
Internet/E Journals/Digital Resouce Access Fee	910,500.00	
Sports /UnionActivities/Magazines	1,109,750.00	
Training and Placement Fee	381,000.00	
Internal Test, Records and assignments	1,364,000.00	
Admission fee	117,000.00	
Project and Viva	75,000.00	
Students Uniform Cloth	211,789.00	
Students Insurance	409,550.00	
ID Card	58,500.00	
Re admission Fee	10,000.00	
		5,031,589.00
		127,785,927.10

Schedule - 5 - Indirect Income

Particulars	Amount	Amount
Miscellaneous Income		1,512,150.00
Compressive Test		13,500.00
Students Penalties & Fine		237,543.00
Application Form Fee Received B Tech 2018		59,900.00
Application Form Fee Received M Tech 2018		19,000.00
Sale of Scrap		15,092.00
Sale of Tender Form		1,700.00
Credential Verification		2,000.00
Rent Received		20,000.00
Sale From Store		34,410.00
Interest On FD		288,080.00
Interest Received		1,476.00
Photostat Charges		68,904.00
Remuneration on Exam Duties		54,432.50
Exam Fee-Internal Improvement		433,000.00
Revaluation Fee		2,290.00
		2,763,477.50

For Thejus Engineering College


Chairman and Mg. Trustee.



Schedule -6- Operating & Administrative Expenses

Particulars	Amount	Amount
Faculty Development Program		
Remuneration		8,200.00
Web Site Renewal Charges		54,950.00
Advertisement		17,943.95
AMC Charges		198,020.00
Arts & Tech Fest		471,884.00
Computer Stationery		419,243.00
Courier & Postage		35,240.00
Donation		14,748.00
Electricity Charges		221,250.00
Salary & allowance		2,193,329.00
Salary & allowance	61,616,439.00	
EPF Contribution	857,025.00	
ESIC Contribution	309,259.00	
Festival Allowance	281,000.00	
ESI Penalty		63,063,723.00
Fire Force Dept NOC		466,994.00
Gratuity		46,695.00
General Expenses		278,072.00
Internet Charges		267,268.08
Interest on Bank Loan		1,069,622.00
ISO Certification		4,080,317.00
Loading & Unloading Charges		79,296.00
Labour Charges		12,600.00
Medical Expenses		414,654.00
Membership Fee		12,875.00
NSS Technical Cell		42,980.00
Printing & Stationery		3,000.00
Printing Charges		183,798.00
Professional Charges		666,463.00
Refreshment Expenses		93,391.00
Software Expenses		72,960.00
Student Insurance Expense		184,899.00
Telephone Charges		291,965.00
Transportation Charges		150,172.32
Travelling Expenses		31,330.00
Water Charges		132,826.00
Lab Consumable Items		1,152,837.00
Journals & Periodicals		149,835.00
AICTE -Fee		789,332.00
House Keeping Charges		200,000.00
Security Charges		3,637,949.00
Sports Activities		2,033,678.00
Diesel Charges		133,074.00
Vehicle Maintenance		6,360,910.00
		2,292,730.00

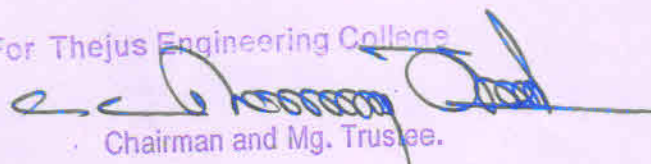
For Thejus Engineering College

[Handwritten Signature]
Chairman and Mg. Trustee.



Admission Process	2,555,167.00
Allowances	182,464.00
Answer Script Registration	2,500.00
Bank Charges	10,352.74
Building Insurance	79,160.00
Comprehensive Exam Fee	12,400.00
Extention of Affiliation	20,000.00
Hostel Mess- Expenses	2,134,245.00
Hostel Warden Duty	12,000.00
Induction Ceremony	75,572.00
Industrial & Educational Visit	5,500.00
Insurance Premium - Lift	4,248.00
KTU Affiliation Fee	1,200,000.00
KTU Examination Fee	39,200.00
Cash Award	30,000.00
Legal Charges	2,000,600.00
Money Transit Insurance	19,972.00
Project Expenses	75,000.00
Rates & Taxes	231,293.00
Rent for Accommodation	187,000.00
Repairs & Maintenance	566,702.00
Training & Placement -Exp.	176,382.00
Vehicle Tax	84,000.00
Wages to Substitute Drivers	1,213,926.00
Workshop and Seminar Expenses	24,020.00
Audit Fee	62,951.00
	103,035,708.09

For Thejus Engineering College



Chairman and Mg. Trustee.



THEJUS ENGINEERING COLLEGE, KUNNAMKULAM-680584

SCHEDULE 2: FIXED ASSETS

PARTICULARS	W.D.V AS ON 31/03/2018	ADDITIONS		SALES / TRANSFER	NET BLOCK	RATE	DEPRECIATION		W.D.V AS ON 31/03/2019
		Before Sept	After sept				Before Sept	After sept	
LAND	5,172,019.00				5,172,019.00				5,172,019.00
BUILDING									
Buildings	231,317,577.14	546,896.00			231,864,473.14	10%	23,186,447.31		208,678,025.83
Basket Ball Court	485,348.52				485,348.52	10%	48,534.85		436,813.67
Canteen Building	8,095,806.74				8,095,806.74	10%	809,580.67		7,286,226.07
College Building	20,915,705.76				20,915,705.76	10%	2,091,570.58		18,824,135.18
Main Block	25,497,504.00				25,497,504.00	10%	2,549,750.40		22,947,753.60
Hostel Building - Boys	12,403,881.90				12,403,881.90	10%	1,240,388.19		11,163,493.71
Hostel Building - Girls	17,196,336.17				17,196,336.17	10%	1,719,633.62		15,476,702.55
Lab Block	543,987.79				543,987.79	10%	54,398.78		489,589.01
Furniture And Fittings									
Book Shelves	819,527.25				819,527.25	10%	81,952.73		737,574.53
Chair	979,862.71				979,862.71	10%	97,986.27		881,876.44
Chalk Board			26,786.00		26,786.00	5%		1,339.30	25,446.70
Computer Chair & Table	895,826.36				895,826.36	10%	89,582.64		806,243.72
Desk With Bench	1,976,330.75				1,976,330.75	10%	197,633.08		1,778,697.68
Drawing Board, Stand, Stool	1,203,302.03				1,203,302.03	10%	120,330.20		1,082,971.83
Furniture And Fittings	4,195,264.60	51,334.00			4,246,598.60	10%	424,659.86		3,821,938.74
Hostel Furniture	635,365.56				635,365.56	10%	63,536.56		571,829.00
Interior Work	4,347,858.07				4,347,858.07	10%	434,785.81		3,913,072.26
Nilavilakku	10,773.91				10,773.91	10%	1,077.39		9,696.52
Musical Instruments	18,891.23	29,663.00			48,554.23	10%	4,855.42		43,698.81
Office Furniture									
Office Chair	595,579.71				595,579.71	10%	59,557.97		536,021.74
Office Storewell	325,890.18				325,890.18	10%	32,589.02		293,301.16
Office Furniture	148,781.09				148,781.09	10%	14,878.11		133,902.98
Office Table	964,179.82				964,179.82	10%	96,417.98		867,761.84
Steel Almirah	55,227.68				55,227.68	10%	5,522.77		49,704.91
Steel Coat	216,813.49				216,813.49	10%	21,681.35		195,132.14
Trolley	14,899.55				14,899.55	10%	1,489.96		13,409.60
Locker	9,273.97				9,273.97	10%	927.40		8,346.57
Safe With Cashbox	55,210.82				55,210.82	10%	5,521.08		49,689.74
Hostel equipment	76,979.70				76,979.70	10%	7,697.97		69,281.73
Kitchen Utensils	44,578.58				44,578.58	10%	4,457.86		40,120.72
Canteen Equipments	516,697.02				516,697.02	10%	51,669.70		465,027.32
Name Board	36,743.24				36,743.24	10%	3,674.32		33,068.92
Table Tennis Board	31,295.97				31,295.97	10%	3,129.60		28,166.37

For Thejus Engineering College



Chairman and Mg. Trustee.



Electrical Fittings									
Electrical Fittings& Equipments	1,018,350.47	31,956.00			1,050,306.47	10%	105,030.65		945,275.82
Electrical Light Fittings	494,529.97	64,531.00			559,060.97	10%	55,906.10		503,154.87
Office Fans	327,512.78				327,512.78	10%	32,751.28		294,761.50
PA Systems	39,548.07				39,548.07	10%	3,954.81		35,593.26
Solar Street/Pole Light		126,000.00			126,000.00	10%	12,600.00		113,400.00
Plant And Machinery									
Generator	529,982.74				529,982.74	15%	79,497.41		450,485.33
Grinder	2,520.54				2,520.54	15%	378.08		2,142.46
Motor	103,219.74				103,219.74	15%	15,482.96		87,736.78
Napkin Destroyer		95,389.00			95,389.00	15%	14,308.35		81,080.65
Transformer	131,582.20				131,582.20	15%	19,737.33		111,844.87
Workshop Machines &Tools	2,755,017.21				2,755,017.21	15%	413,252.58		2,341,764.63
Fire Extinguisher	417,431.76				417,431.76	15%	62,614.76		354,817.00
Bio Gas Plant	19,168.07				19,168.07	15%	2,875.21		16,292.86
Tools & Equipment	18,246.15				18,246.15	15%	2,736.92		15,509.23
Grinder (For Hostel)	11,003.89				11,003.89	15%	1,650.58		9,353.31
Telephone Instrument	16,605.23				16,605.23	15%	2,490.78		14,114.45
UPS	1,320,985.50	24,500.00			1,345,485.50	15%	201,822.83		1,143,662.68
Water Cooler		183,407.00			183,407.00	15%	27,511.05		155,895.95
Airconditioner	2,300,417.85				2,300,417.85	15%	345,062.68		1,955,355.17
Finger Printer	34,487.31				34,487.31	15%	5,173.10		29,314.21
Printer	135,719.36				135,719.36	15%	20,357.90		115,361.46
Printing Machine (With Electronic Cash Register)	11,092.64				11,092.64	15%	1,663.90		9,428.74
Sewage Treatment Plant	232,446.31		106,200.00		338,646.31	15%	34,866.95	7,965.00	295,814.36
Television	41,378.72				41,378.72	15%	6,206.81		35,171.91
Interactive Board Promethean	181,738.47				181,738.47	15%	27,260.77		154,477.70
Battery	105,385.38	127,900.00	48,200.00		281,485.38	15%	34,992.81	3,615.00	242,877.57
Computer And Accessories									
CC TV Camera System			104,048.00		104,048.00	20%		20,809.60	83,238.40
Computer And Accessories	569,903.47	42,313.00	36,231.00		648,447.47	40%	244,886.59	7,246.20	396,314.68
Computer	437,064.00				437,064.00	40%	174,825.60		262,238.40
Software	432,783.32	99,000.00			531,783.32	40%	212,713.33		319,069.99

For Thejus Engineering Collens

[Signature]
Chairman and Mg. Trustee



Lab Equipments									
Air Compressor	34,546.89				34,546.89	15%	5,182.03		29,364.86
Lab Equipments	9,395,093.72	163,300.00	136,565.00		9,694,958.72	15%	1,433,759.06	10,242.38	8,250,957.29
Robot Trainer	423,304.58				423,304.58	15%	63,495.69		359,808.89
Refrigerator	6,389.36				6,389.36	15%	958.40		5,430.96
Library Books	3,189,608.98		5,001.00		3,194,609.98	15%	478,441.35	375.08	2,715,793.56
Office Equipments									
Biometric Fingerprint Scanner	33,544.12				33,544.12	15%	5,031.62		28,512.50
Camera	156,384.09				156,384.09	15%	23,457.61		132,926.48
Cooler	240,571.01				240,571.01	15%	36,085.65		204,485.36
Currency Counting Machine	5,990.02				5,990.02	15%	898.50		5,091.52
EPABX	69,608.55		173,356.00		242,964.55	15%	10,441.28	13,001.70	219,521.57
Fax Machine	14,619.10				14,619.10	15%	2,192.87		12,426.24
Invertor	11,027.16				11,027.16	15%	1,654.07		9,373.09
J.CD Projector & Screen	151,477.25				151,477.25	15%	22,721.59		128,755.66
Photostat Machine	110,007.62				110,007.62	15%	16,501.14		93,506.48
Sound System	67,940.38				67,940.38	15%	10,191.06		57,749.32
Stabilizer	18,897.75				18,897.75	15%	2,834.66		16,063.09
Water Filter	3,689.15				3,689.15	15%	553.37		3,135.78
Weighing Machine	7,156.86				7,156.86	15%	1,073.53		6,083.33
Vehicles									
College Bus	14,990,624.89				14,990,624.89	15%	2,248,593.73		12,742,031.16
Office Car	454,939.80				454,939.80	15%	68,240.97		386,698.83
Tempo Traveller	217,823.83				217,823.83	15%	32,673.57		185,150.26
Toyota Innova	1,632,028.50				1,632,028.50	15%	244,804.28		1,387,224.23
Total	382,726,715.07	1,586,189.00	636,387.00		384,949,291.07		40,398,317.58	64,594.25	344,486,379.24

For Thejus Engineering College



Chairman and Mg. Trustee.

