



Exam Details

- Entry
- Status
- Results
- Consolidated
- Arrear List
- Ranking
- Learning Ladder
- Toppers
- Statistics
- Comparison
- Exam Titles
- Hall Tickets

College:
 Course:
 Batch:
 Class:
 Sem/Year:
 Exam:

University Results

College :Thejus Engineering College Course :BTech Electronics & Communication Engineering Academic Year :2018 Class :A Semester : 4











Semester 1	Semester 2	Semester 3	Semester 4	Semester 5	Semester 6	Semester 7	Semester 8
View Result	View Result	View Result	<input checked="" type="checkbox"/>				

■ Passed
 ■ Failed
 ■ No Result
 ■ Attempt
 ■ Marks Not Entered
 Add-On Subject With Pass/Fail
 Add-On Subject With Out Pass/Fail

Grade Points

O	10	A+	9	A	8.5	B+	8	B	7	C	6	P	5	F	0	FE	0	I	0	MNE	Mark Not Entered
---	----	----	---	---	-----	----	---	---	---	---	---	---	---	---	---	----	---	---	---	-----	------------------

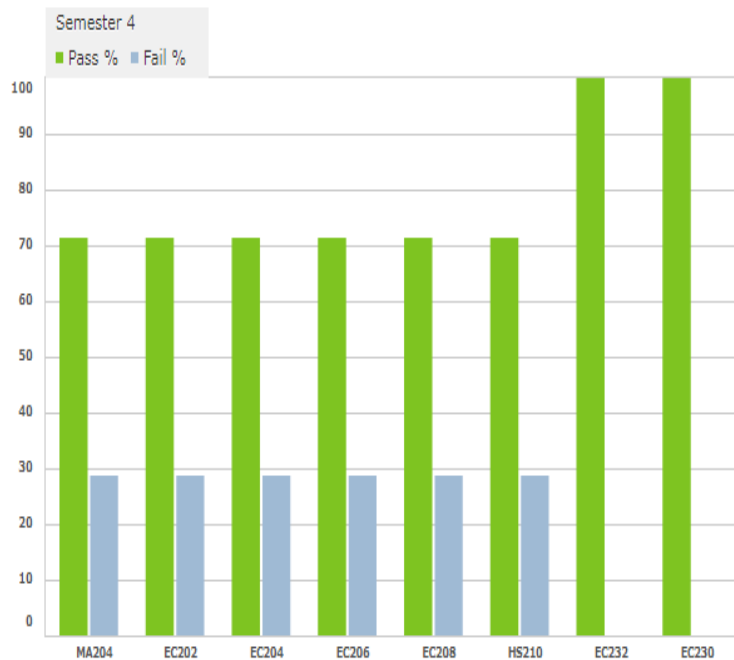
No	IMG	Class	RegNo	Name	MA204	EC202	EC204	EC206	EC208	HS210	EC232	EC230	P	F	SGPA/%
1		A		Cejin Jelson ^{LE}	B+	A	B+	B+	A	A	O	O	8	0	8.39
2		A	TJE18EC001	Abhirami M	O	O	O	O	O	O	O	O	8	0	10
3		A	TJE18EC002	Alan Antony	F	F	F	F	F	F	B+	B+	2	6	0.7
4		A	TJE18EC004	Darsana M S	O	A+	A+	A+	A+	O	A+	A+	8	0	9.3

5		A	TJE18EC005	Fathima Shezba	O	O	O	O	O	O	O	O	8	0	10
6		A	TJE18EC006	Jerin Jaison	F	F	F	F	F	F	B+	B+	2	6	0.7
7		A	TJE18EC007	Manikandan K.R	F	F	F	F	F	F	B+	B+	2	6	0.7
8		A	TJE18EC008	Meenu P K	B+	A	B+	B+	A	B+	A+	A+	8	0	8.24
9		A	TJE18EC009	Mumthaz M M	A+	A+	A+	A+	A+	O	A+	O	8	0	9.17
10		A	TJE18EC010	Nazrin Mohammed Rafeek	C	C	C	C	C	B	A	A	8	0	6.35
11		A	TJE18EC011	Risla Moidunny	A	A+	A	A	A+	O	A	A+	8	0	8.87
12		A	TJE18EC012	Roshmi Sasi	B+	B+	B	B+	B	A	B+	A	8	0	7.78
13		A	TJE18EC013	Vishnu Prem	F	F	F	F	F	F	B+	A+	2	6	0.74
14		A	TJE18EC014	Yadhu Krishnan K	B+	B+	B+	B+	B+	B+	B+	A	8	0	8.02







Passed	%	Failed	%	MNE	%	1 Arrear	%
10	71.43	4	28.57	0	0	0	0



	MA204		EC202		EC204		EC206		EC208		HS210		EC232		EC230	
	Nos	%	Nos	%	Nos	%	Nos	%	Nos	%	Nos	%	Nos	%	Nos	%
Passed	10	71.43	10	71.43	10	71.43	10	71.43	10	71.43	10	71.43	14	100	14	100
Failed	4	28.57	4	28.57	4	28.57	4	28.57	4	28.57	4	28.57	0	0	0	0
MNE	0	0	0	0	0	0	0	0	0	0	0	0	0	0	0	0
O	3	21.43	2	14.29	2	14.29	2	14.29	2	14.29	5	35.71	3	21.43	4	28.57
A+	1	7.14	3	21.43	2	14.29	2	14.29	3	21.43	0	0	3	21.43	4	28.57
A	1	7.14	2	14.29	1	7.14	1	7.14	2	14.29	2	14.29	2	14.29	3	21.43
B+	4	28.57	2	14.29	3	21.43	4	28.57	1	7.14	2	14.29	6	42.86	3	21.43
B	0	0	0	0	1	7.14	0	0	1	7.14	1	7.14	0	0	0	0
C	1	7.14	1	7.14	1	7.14	1	7.14	1	7.14	0	0	0	0	0	0
P	0	0	0	0	0	0	0	0	0	0	0	0	0	0	0	0
F	4	28.57	4	28.57	4	28.57	4	28.57	4	28.57	4	28.57	0	0	0	0
FE	0	0	0	0	0	0	0	0	0	0	0	0	0	0	0	0
I	0	0	0	0	0	0	0	0	0	0	0	0	0	0	0	0



Semester 4 Toppers

	Abhirami M	10
	Fathima Shezba	10
	Darsana M S	9.3
	Mumthaz M M	9.17
	Rislal Moidunny	8.87
	Cejin Jelson	8.39